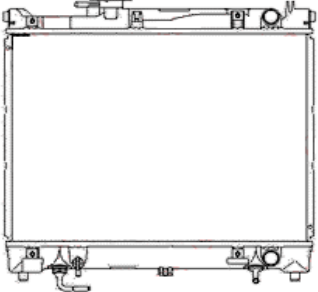
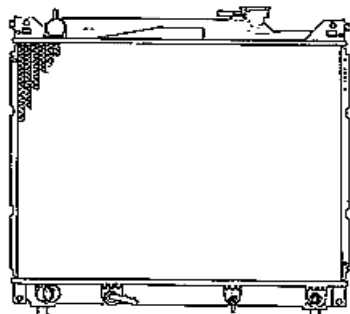
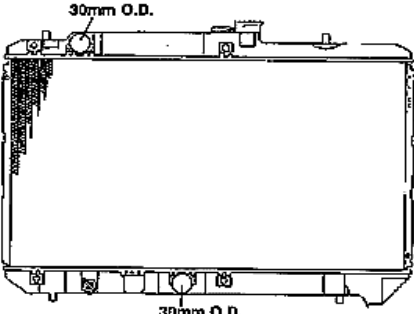



SUZUKI VITARA 1988>				1
				
Auto	SUZ1A	P/A	P/C	Man SUZ1B
Core	375X478X36		OE#	Not Known
Remarks				

SUZUKI VITARA 1994>				2
				
Auto	SUZ2A	P/A	Man SUZ2B	
Core	425X527X26		OE#	Not Known
Remarks				

SUZUKI BALENO 1995>				3
				
Auto	P/A	Man SUZ3B		
Core	350X603X27		OE#	Not Known
Remarks				

SUZUKI VITARA 1997>				4
				
Auto	SUZ4A	P/A	Man SUZ4B	
Core	425X488X27		OE#	Not Known
Remarks				

Auto		Man		
Core		OE #		
Remarks				

Auto		Man		
Core		OE #		
Remarks				